



**HON. MARIA PAPPAS**  
**COOK COUNTY TREASURER**

CITY CLUB - December 5, 2016

Office of  
the Cook  
County  
Treasurer  
December  
1998

250  
employees

Office of  
the Cook  
County  
Treasurer  
December  
1998

**\$30 million**  
in uncashed checks  
on the floor

Office of  
the Cook  
County  
Treasurer  
December  
1998

# NO

- Automated phone system
- Website
- Financial audit
- Lockbox
- Mortgage company wire payment system
- Email
- Bank branches accepting payments

*And*

- Only six personal computers
- One mail opening machine

**\$12.9 million**

**FY2017 Budget with 72  
Employees**

**\$40 million**

**FY2017 Budget *if* the Office  
had 250 employees**

**1998**

**TWO  
PAYMENT  
METHODS**



**2017**

**NINE  
PAYMENT  
METHODS**

# 13 million

Payments made at  
bank branches





# 10.3 million

Payments made at  
lockbox



# 19.6 million

Electronic Bulk  
Payments from  
mortgage  
companies



**3.6 million**

**Online payments**



# 78,000

Credit card  
payments



**403,000**

**Taxbuyer  
payments**



**In-person payments:**

**384,000** (2000)

**to**

**25,000** (2016)

# Paperless Customer Service

**49.1 million**

**Website visitors**



**355,000**

**Mobile website  
visitors**

# 103

**Different languages  
on website**

**403,000**

**Foreign language  
brochure downloads**

**132,000**

**Taxpayer emails  
answered**

**176,000**

**Electronic duplicate  
tax bills requested**


# Office-wide Internal Portal

Cook County Treasurer's Office Maria Pappas, Treasurer




Operations Collections Refunds Tax Sale Information Technology Finance Legal Human Resources Administration

## PIN Research (Property Summary)

Property Summary PIN Summary Request a Tax Bill Image Searches ▶ Advanced Searches ▶ Table Searches ▶

 PIN Lookup

PIN:

01 - 01 - 100 - - 0000   

Search

Reset

Search results for PIN 01-01-100-

(ALL TAX YEARS SHOWN)

STATION ST BARRINGTON IL 60010-4207

### PIN Summary

2015 Current Tax  
2014 Current Tax  
2013 Current Tax  
2012 Current Tax  
2011 Current Tax  
2010 Current Tax  
2009 Current Tax  
2008 Current Tax  
2007 Current Tax  
2006 Current Tax  
2005 Current Tax  
2004 Current Tax  
2003 Current Tax  
2002 Current Tax  
2001 Current Tax (Overpayment)  
2000 Current Tax  
1999 Current Tax  
1998 Current Tax  
1997 Current Tax (Balance Due)  
1996 Current Tax (Balance Due)  
1995 Current Tax  
1994 Current Tax (Overpayment)  
1993 Current Tax

### Image Searches

Coupon and Check Images  
Tax Year 2015 4  
Tax Year 2014 6  
Tax Year 2013 4  
Tax Year 2012 4  
Tax Year 2011 4  
Tax Year 2010 4  
Tax Year 2009 4  
Tax Year 2008 4  
Tax Year 2007 4  
Tax Year 2006 4  
Tax Year 2005 4  
Tax Year 2004 2  
Tax Year 2003 4  
Tax Year 2002 6  
Tax Year 2000 2  
 Post Penalty Envelope Images  
No records have been found.  
 Name Change Images  
No records have been found.  
 Returned Certified Mail Images  
No records have been found.  
Image Archive

### Advanced Searches

Correspondence Letters 0  
STOPS Letters 0  
Duplicate and Overpayment Refunds 0  
Returned Mail 0  
Sold and Forfeited Tax Status 0  
Tax Research Cases (1 Open Cases) 2  
Notes and Taxpayer Inquiries 9  
Historical Summary 23

### Advanced Tools

Add a New Note or Taxpayer Inquiry  
Add a New Tax Research Case  
Request a Tax Bill  
Cook County GIS Map Viewer  
Cook County Property Tax Portal



**4,765,458**

**Warrant Book  
pages scanned**

**172,000**

**PINs sold at Tax Sale**



**818,000**

**Automatic Name and  
Address Changes**

**\$272 million**

**Duplicate payments  
stopped**

**175,000**

**Visits to Taxing Agency  
Extranet**

**12.5 million**

**Visits to Integrated  
Property Tax Portal**

**Debt  
Disclosure  
Ordinance  
(DDO)**

**All taxing agencies  
required to report  
their financial data per  
county ordinance**

**Taxing  
District  
Debt and  
Financial  
Data**

Summary as of  
November 30, 2016

**\$131.2 billion**  
**total debt**

- Average debt per City household:

**\$85,498**

- Average debt per Suburban household:

**\$29,515**

# Taxing District Debt and Financial Data

First Installment Tax Bill

## TOTAL PAYMENT DUE

**\$3,041.90**

By 03/01/16 (on time)

## 2015 First Installment Property Tax Bill

Property Index Number (PIN)	Volume	Code	Tax Year	(Payable In)	Township	Classification
	062	19007	2015	(2016)	LEMONT	2-04

IF PAYING LATE, PLEASE PAY	03/02/16-04/01/16 \$3,087.53	04/02/16-05/01/16 \$3,133.16	05/02/16-06/01/16 \$3,178.79	LATE INTEREST IS 1.5% PER MONTH, BY STATE LAW
-------------------------------	---------------------------------	---------------------------------	---------------------------------	--

## TAXING DISTRICT DEBT AND FINANCIAL DATA

Your Taxing Districts	Money Owed by Your Taxing Districts	Pension and Healthcare Amounts Promised by Your Taxing Districts	Amount of Pension and Healthcare Shortage	% of Pension and Healthcare Costs Taxing Districts Can Pay
South Cook Mosquito Abatement Harvey	\$1,887,987	\$5,441,624	\$1,785,756	67.18%
Metro Water Reclamation Dist of Chicago	\$2,995,295,000	\$2,556,802,698	\$1,172,632,630	54.14%
Northwest Homer Fire District Lockport	\$88,369	\$4,461,988	\$1,301,620	70.83%
Lemont Public Library Dist	\$3,993,152	\$1,427,788	\$430,452	69.85%
Lemont Park District	\$17,682,287	\$3,026,873	\$1,147,866	62.08%
Joliet Junior College District 525	\$246,604,017	\$0	\$0	00.00%
Lemont High School District 210	\$47,861,326	\$13,290,140	\$4,591,718	65.45%
Lemont-Bromberek Combined SD 113A	\$34,460,833	\$12,166,681	\$2,914,678	76.04%
Town of Lemont	\$4,123,526	\$1,153,130	\$342,359	70.31%
Cook County Forest Preserve District	\$297,507,958	\$324,772,385	\$142,217,798	56.21%
County of Cook	\$8,739,635,491	\$15,615,343,667	\$7,233,899,380	53.67%
<b>Total</b>	<b>\$12,389,139,946</b>	<b>\$18,537,886,974</b>	<b>\$8,561,264,257</b>	

# Perfect Storm



**POST 911 RECESSION**



**THE HOUSING MARKET COLLAPSE**  
and other financial markets



More employees opting to take  
**EARLY RETIREMENT**



**SKYROCKETING HEALTH CARE COSTS**, including the tab for subsidizing retirement health care



Taxing districts habit of  
**DIVERTING PENSION CONTRIBUTIONS** to other things



# Pension Funding



## INVESTMENT RETURNS

Revenue that is earned by the pension fund through investments of fund assets.



## EMPLOYEE CONTRIBUTIONS

Money paid by the employee towards their pension.



## EMPLOYER CONTRIBUTIONS

Money paid by the employer towards their employees' pension.

# Taxing Agencies With More Retirees Than Employees

Agency Name	Total Agency Employees	Total Pension Beneficiaries	Difference
CITY OF CHICAGO (Including non-teaching CPS employees/retirees)	34,129	46,749	(12,620)
VILLAGE OF LYONS	60	2,149	(2,089)
VILLAGE OF WESTCHESTER	97	2,064	(1,967)
OAK PARK AND RIVER FOREST HIGH SCHOOL DISTRICT 200	509	2,014	(1,505)
ORLAND SCHOOL DISTRICT 135	750	2,015	(1,265)
BURBANK SCHOOL DISTRICT 111	342	999	(657)
GLENVIEW PUBLIC SCHOOL DISTRICT 34	665	1,170	(505)

# Taxing Agencies With More Retirees Than Employees

Agency Name	Total Agency Employees	Total Pension Beneficiaries	Difference
METRO WATER RECLAMATION DIST OF GR CHICAGO	1,982	2,359	(377)
LEYDEN HIGH SCHOOL DISTRICT 212 (FRANKLIN PARK)	276	625	(349)
VILLAGE OF BENSENVILLE	116	455	(339)
ARLINGTON HTS PARK DIST	102	436	(334)
VILLAGE OF OAK PARK	352	634	(282)
COMMUNITY CONSOLIDATED SCHOOL DISTRICT 181 (BURR RIDGE)	570	815	(245)
SANDRIDGE SCHOOL DISTRICT 172 (CHICAGO HTS)	44	281	(237)

# Taxing Agencies With More Retirees Than Employees

Agency Name	Total Agency Employees	Total Pension Beneficiaries	Difference
VILLAGE OF OAK LAWN	307	530	(223)
THORNTON TOWNSHIP HIGH SCHOOLS DISTRICT 205	249	424	(175)
CITY OF EVANSTON	819	973	(154)
GLENBROOK HIGH SCHOOLS DISTRICT 225 (GLENVIEW)	873	1,016	(143)
INDIAN TRAILS PUBLIC LIBRARY DIST WHEELING	63	205	(142)
HOOVER-SCHRUM SCHOOL DISTRICT 157 (CALUMET CITY)	34	175	(141)
CITY OF DES PLAINES	373	507	(134)

# Taxing Agencies With More Retirees Than Employees

Agency Name	Total Agency Employees	Total Pension Beneficiaries	Difference
COUNTRY CLUB HILLS SCHOOL DISTRICT 160	137	255	(118)
VILLAGE OF BARRINGTON	106	220	(114)
VILLAGE OF ARLINGTON HEIGHTS	427	530	(103)
RIVERDALE SCHOOL DISTRICT 133	61	158	(97)
PROVISO TOWNSHIP HIGH SCHOOLS DISTRICT 209 (MAYWOOD)	527	623	(96)
FORD HEIGHTS SCHOOL DISTRICT 169	89	181	(92)
VILLAGE OF WINNETKA	149	238	(89)

# Taxing Agencies With More Retirees Than Employees

Agency Name	Total Agency Employees	Total Pension Beneficiaries	Difference
VILLAGE OF LEMONT	70	148	(78)
CALUMET SCHOOL DISTRICT 132	115	189	(74)
SOUTH HOLLAND SCHOOL DISTRICT 150	99	170	(71)
LEMONT-BROMBEREK COMBINED SCHOOL DISTRICT 113A	131	200	(69)
FRANKLIN PARK LIBRARY DIST	32	99	(67)
VILLAGE OF MOUNT PROSPECT	307	367	(60)
SUNNYBROOK SCHOOL DISTRICT 171 (LANSING)	123	180	(57)

# Taxing Agencies With More Retirees Than Employees

Agency Name	Total Agency Employees	Total Pension Beneficiaries	Difference
CITY OF CHICAGO HEIGHTS	267	323	(56)
VILLAGE OF GLENVIEW	326	380	(54)
VILLAGE OF EAST DUNDEE	33	86	(53)
WILMETTE PUBL LIBRARY DIST	54	106	(52)
PRAIRIE-HILLS SCHOOL DISTRICT 144 (MARKHAM)	212	263	(51)
VILLAGE OF NORTH RIVERSIDE	66	116	(50)
DOLTON PUBLIC LIBRARY DISTRICT	19	66	(47)

# Taxing Agencies With More Retirees Than Employees

Agency Name	Total Agency Employees	Total Pension Beneficiaries	Difference
VILLAGE OF DEERFIELD	110	157	(47)
VILLAGE OF BROOKFIELD	95	141	(46)
WORTH SCHOOL DISTRICT 127	138	183	(45)
CITY OF ROLLING MEADOWS	176	221	(45)
INDIAN PRAIRIE LIBRARY DISTRICT DARIEN	17	54	(37)
HAZEL CREST SCHOOL DISTRICT 152 1/2	149	186	(37)
PARK FOREST CHICAGO HEIGHTS SCHOOL DISTRICT 163	233	270	(37)



# Taxing Agencies With More Retirees Than Employees

Agency Name	Total Agency Employees	Total Pension Beneficiaries	Difference
VILLAGE OF BRIDGEVIEW	113	149	(36)
VILLAGE OF GLENCOE	101	136	(35)
SOUTH HOLLAND SCHOOL DISTRICT 151	205	239	(34)
VILLAGE OF WILMETTE	215	249	(34)
VILLAGE OF OAK BROOK	154	187	(33)
VILLAGE OF RIVER FOREST	77	108	(31)
CITY OF BLUE ISLAND	210	241	(31)

# Taxing Agencies With More Retirees Than Employees

Agency Name	Total Agency Employees	Total Pension Beneficiaries	Difference
TOWN OF ELK GROVE	19	49	(30)
BROOKWOOD SCHOOL DISTRICT 167 (GLENWOOD)	161	191	(30)
VILLAGE OF BELLWOOD	143	171	(28)
TOWN OF STICKNEY	40	67	(27)
VILLAGE OF MC COOK	69	96	(27)
VILLAGE OF LA GRANGE	126	153	(27)
FOREST RIDGE ELEMENTARY SCHOOL DISTRICT 142	161	188	(27)

# Taxing Agencies With More Retirees Than Employees

Agency Name	Total Agency Employees	Total Pension Beneficiaries	Difference
STEGER-S.CHIC.HTS. LIBRARY	3	28	(25)
VILLAGE OF WESTERN SPRINGS	62	85	(23)
VILLAGE OF SCHAUMBURG	502	525	(23)
FOREST PRESERVE DISTRICT	506	529	(23)
TOWN OF PALATINE	13	34	(21)
POSEN-ROBBINS SCHOOL DISTRICT 143 1/2	178	198	(20)
CITY OF ELGIN	749	769	(20)

# Taxing Agencies With More Retirees Than Employees

Agency Name	Total Agency Employees	Total Pension Beneficiaries	Difference
BENSENVILLE FIRE PROTECTION DISTRICT #2	3	22	(19)
VILLAGE OF BROADVIEW	89	107	(18)
VILLAGE OF HILLSIDE	75	91	(16)
DES PLAINES PARK DISTRICT	44	59	(15)
PLEASANTDALE PARK DISTRICT BURR RIDGE	6	20	(14)
CITY OF PALOS HEIGHTS	68	82	(14)
RHODES SCHOOL DISTRICT 84 1/2 (RIVER GROVE)	104	118	(14)

# Taxing Agencies With More Retirees Than Employees

Agency Name	Total Agency Employees	Total Pension Beneficiaries	Difference
TOWN OF NEW TRIER	7	20	(13)
TOWN OF WORTH	32	45	(13)
MT PROSPECT PARK DISTRICT	59	72	(13)
CITY OF BURBANK	117	129	(12)
PROSPECT HEIGHTS PUBLIC LIBRARY DISTRICT	15	26	(11)
ROSELLE PUBLIC LIBRARY	20	31	(11)
TOWN OF RICH	35	46	(11)

# Taxing Agencies With More Retirees Than Employees

Agency Name	Total Agency Employees	Total Pension Beneficiaries	Difference
FOX RIVER WATER RECLAMATION DISTRICT ELGIN	55	66	(11)
JUSTICE PUBLIC LIBRARY DIST	1	11	(10)
NORTHLAKE PUBLIC LIBRARY	20	30	(10)
STEGER SCHOOL DISTRICT 194	201	211	(10)
TOWN OF BERWYN	11	19	(8)
THORN CREEK BASIN SANITARY DISTRICT CHICAGO HEIGHTS	27	35	(8)
BENSENVILLE PARK DISTRICT	40	48	(8)

# Taxing Agencies With More Retirees Than Employees

Agency Name	Total Agency Employees	Total Pension Beneficiaries	Difference
VILLAGE OF NORTHFIELD	70	78	(8)
BURBANK PARK DISTRICT	9	16	(7)
LAN-OAK PARK DISTRICT	10	17	(7)
VILLAGE OF LANSING	157	164	(7)
LEMONT HIGH SCHOOL DISTRICT 210	178	185	(7)
VILLAGE OF PARK FOREST	193	200	(7)
UNIV PARK PUBLIC LIBRARY	3	9	(6)

# Taxing Agencies With More Retirees Than Employees

Agency Name	Total Agency Employees	Total Pension Beneficiaries	Difference
SALT CREEK RURAL PARK DIST PALATINE	15	21	(6)
NO.MAINE FIRE PROTECT.DIST (DES PLAINES)	23	29	(6)
PALATINE PUBLIC LIBRARY	106	112	(6)
ALSIP MERRIONETTE PARK PUBLIC LIBRARY DIST	10	15	(5)
LONG GROVE FIRE PROTECTION DIST	14	19	(5)
GRANDE PRAIRIE LIBRARY (HAZEL CREST)	23	28	(5)
VILLAGE OF SOUTH BARRINGTON	34	39	(5)



# Taxing Agencies With More Retirees Than Employees

Agency Name	Total Agency Employees	Total Pension Beneficiaries	Difference
TOWN OF EVANSTON	10	14	(4)
POPLAR CREEK PUBLIC LIBRARY DISTRICT STREAMWOOD	43	47	(4)
VILLAGE OF RIVERSIDE	73	77	(4)
KENILWORTH PARK DISTRICT	3	6	(3)
NORW. PK.FIRE PROTECT.DIST. Harwood Hts	26	29	(3)
TOWN OF RIVER FOREST	2	4	(2)
MC COOK PUBLIC LIBRARY DIS	3	5	(2)

# Taxing Agencies With More Retirees Than Employees

Agency Name	Total Agency Employees	Total Pension Beneficiaries	Difference
TOWN OF BARRINGTON	3	5	(2)
RIGHTON PARK PUBLIC LIBRARY DISTRICT	7	9	(2)
RIVERDALE PUBLIC LIBRARY	9	11	(2)
LEMONT PUBLIC LIBRARY DIST	16	18	(2)
STREAMWOOD PARK DISTRICT	22	24	(2)
VILLAGE OF BARRINGTON HILLS	22	24	(2)
VILLAGE OF HOMEWOOD	102	104	(2)

# Taxing Agencies With More Retirees Than Employees

Agency Name	Total Agency Employees	Total Pension Beneficiaries	Difference
E DUNDEE-CNTRYSIDE FIRE	3	4	(1)
NANCY L MCCONATHY PUBLIC LIBRARY DIST SAUK VILLAGE	4	5	(1)
ROSEMONT PARK DISTRICT	4	5	(1)
LA GRANGE HIGHLANDS SANITARY DISTRICT	5	6	(1)
CENTRAL STICKNEY PARK DIST	6	7	(1)
TOWN OF PALOS	11	12	(1)
HARVEY PUBLIC LIBRARY DIST	14	15	(1)

# Taxing Agencies With More Retirees Than Employees

Agency Name	Total Agency Employees	Total Pension Beneficiaries	Difference
PROSPECT HEIGHTS PARK DIST	15	16	(1)
WESTCHESTER PARK DISTRICT	20	21	(1)
SOUTH STICKNEY SANITARY DISTRICT BURBANK	23	24	(1)
TOWN OF WHEELING	28	29	(1)

DISCLAIMER: The Cook County Treasurer's Office (CCTO) does not guarantee the accuracy or completeness of any of the information contained in this report. The information contained in this report comes from many sources, none of which are in the control of the Cook County Treasurer's Office. As such, it is the user's responsibility to evaluate the content and usefulness of the information. The information is provided "as is." CCTO makes no warranty of any kind, express or implied, including the warranty of merchantability and fitness for a particular purpose and freedom from contamination from computer viruses, and assumes no liability or responsibility for the accuracy, completeness, legality, reliability or usefulness of such information or for any omissions from the information. CCTO assumes no liability for any damages incurred, whether directly or indirectly, actual, incidental, punitive or consequential, as a result of any errors, omissions or discrepancies in any information set forth in this report or any use of such report. CCTO is not liable for any improper or incorrect use of the information in this report and assumes no liability for anyone's use of such information.

# Taxing Agencies With Equal Employees and Retirees

Agency Name	Total Agency Employees	Total Pension Beneficiaries	Difference
ARBOR PARK SCHOOL DISTRICT 145 (OAK FOREST)	216	216	0
MORTON GROVE PARK DIST	32	32	0
NILES PARK DISTRICT	30	30	0
VILLAGE OF KENILWORTH	28	28	0
TOWN OF BLOOM	20	20	0
GLENWOOD LYNWOOD LIBRARY	16	16	0
TOWN OF CALUMET	16	16	0

# Taxing Agencies With Equal Employees and Retirees

Agency Name	Total Agency Employees	Total Pension Beneficiaries	Difference
TOWN OF BREMEN	9	9	0
WILLIAM LEONARD LIBRARY (ROBBINS)	3	3	0

DISCLAIMER: The Cook County Treasurer's Office (CCTO) does not guarantee the accuracy or completeness of any of the information contained in this report. The information contained in this report comes from many sources, none of which are in the control of the Cook County Treasurer's Office. As such, it is the user's responsibility to evaluate the content and usefulness of the information. The information is provided "as is." CCTO makes no warranty of any kind, express or implied, including the warranty of merchantability and fitness for a particular purpose and freedom from contamination from computer viruses, and assumes no liability or responsibility for the accuracy, completeness, legality, reliability or usefulness of such information or for any omissions from the information. CCTO assumes no liability for any damages incurred, whether directly or indirectly, actual, incidental, punitive or consequential, as a result of any errors, omissions or discrepancies in any information set forth in this report or any use of such report. CCTO is not liable for any improper or incorrect use of the information in this report and assumes no liability for anyone's use of such information.

# Taxing Agencies With More Employees Than Retirees

Agency Name	Total Agency Employees	Total Pension Beneficiaries	Difference
BOARD OF EDUCATION CHICAGO (teaching CPS employees/retirees)	39,393	27,722	11,671
SCHOOL DISTRICT U-46 (ELGIN)	5,446	1,148	4,298
COUNTY OF COOK	21,589	17,597	3,992
CICERO SCHOOL DISTRICT 99	1,495	205	1,290
SCHOOL DISTRICT 54 (SCHAUMBURG)	1,900	641	1,259
SCHAUMBURG PARK DISTRICT	1,242	77	1,165
COMMUNITY CONSOLIDATED SCHOOL DISTRICT 15 (PALATINE)	1,831	719	1,112

# Taxing Agencies With More Employees Than Retirees

Agency Name	Total Agency Employees	Total Pension Beneficiaries	Difference
TOWNSHIP HIGH SCHOOL DISTRICT 211 (PALATINE)	1,999	944	1,055
ELMHURST COMMUNITY UNIT SCHOOL DISTRICT 205	1,183	392	791
ELK GROVE PARK DISTRICT	850	87	763
BARRINGTON COMMUNITY UNIT SCHOOL DISTRICT 220	1,178	420	758
COMMUNITY CONSOLIDATED SCHOOL DISTRICT 62 (DES PLAINES)	738	50	688
OAK PARK PARK DISTRICT	721	41	680
LINCOLN-WAY HIGH SCHOOL DISTRICT 210 (FRANKFORT)	842	199	643



# Taxing Agencies With More Employees Than Retirees

Agency Name	Total Agency Employees	Total Pension Beneficiaries	Difference
DEERFIELD PARK DISTRICT	686	47	639
COMMUNITY HIGH SCHOOL DISTRICT 218 (OAK LAWN)	839	201	638
TOWNSHIP HIGH SCHOOL DISTRICT 214 (ARLINGTON HTS)	1,658	1,053	605
ARLINGTON HEIGHTS SCHOOL DISTRICT 25	820	239	581
COMMUNITY CONSOLIDATED SCHOOL DISTRICT 59 (ARLINGTON HTS)	900	341	559
PARK RIDGE/NILES SCHOOL DISTRICT 64	740	197	543
COOK COUNTY SCHOOL DISTRICT 130 (BLUE ISLAND)	693	158	535

# Taxing Agencies With More Employees Than Retirees

Agency Name	Total Agency Employees	Total Pension Beneficiaries	Difference
OAK PARK SCHOOL DISTRICT 97	717	217	500
WILMETTE PUBLIC SCHOOL DISTRICT 39	554	73	481
J. STERLING MORTON HIGH SCHOOL DISTRICT 201 (BERWYN/CICERO)	752	276	476
NEW TRIER HIGH SCHOOL 203 (WINNETKA)	698	226	472
CHICAGO HEIGHTS SCHOOL DISTRICT 170	598	144	454
MAYWOOD-MELROSE PARK-BROADVIEW DISTRICT 89	562	115	447
VILLAGE OF TINLEY PARK	469	43	426

# Taxing Agencies With More Employees Than Retirees

Agency Name	Total Agency Employees	Total Pension Beneficiaries	Difference
VILLAGE OF ORLAND PARK	649	227	422
EVANSTON/SKOKIE SCHOOL DISTRICT 65	1,150	737	413
HINSDALE TOWNSHIP HIGH SCHOOL DISTRICT 86	603	223	380
NILES TOWNSHIP HIGH SCHOOL DISTRICT 219 (SKOKIE)	669	319	350
MANNHEIM SCHOOL DISTRICT 83 (FRANKLIN PARK)	479	134	345
MAINE TOWNSHIP HIGH SCHOOL DISTRICT 207	864	522	342
BERWYN SOUTH SCHOOL DISTRICT 100	440	100	340

# Taxing Agencies With More Employees Than Retirees

Agency Name	Total Agency Employees	Total Pension Beneficiaries	Difference
SKOKIE PARK DISTRICT	425	90	335
TOWN OF THORNTON	421	88	333
OAK LAWN-HOMETOWN SCHOOL DISTRICT 123	426	109	317
BARTLETT PARK DISTRICT	321	5	316
DOLTON RIVERSIDE SCHOOL DISTRICT 148	512	197	315
WINNETKA PARK DISTRICT	322	8	314
THORNTON FRACTIONAL HIGH SCHOOL DIST 215 (CALUMET CITY)	415	102	313

# Taxing Agencies With More Employees Than Retirees

Agency Name	Total Agency Employees	Total Pension Beneficiaries	Difference
CONSOLIDATED HIGH SCHOOL DISTRICT 230 (ORLAND PARK)	836	536	300
BARRINGTON PARK DISTRICT	313	19	294
LEMONT PARK DISTRICT	306	14	292
INDIAN SPRINGS SCHOOL DISTRICT 109 (JUSTICE)	374	88	286
EVANSTON TOWNSHIP HIGH SCHOOL DISTRICT 202	555	271	284
LYONS SCHOOL DISTRICT 103	355	71	284
BLOOM TOWNSHIP HIGH SCHOOL DISTRICT 206 (CHICAGO HTS)	479	207	272

# Taxing Agencies With More Employees Than Retirees

Agency Name	Total Agency Employees	Total Pension Beneficiaries	Difference
BELLWOOD SCHOOL DISTRICT 88	396	130	266
EAST MAINE SCHOOL DISTRICT 63 (DES PLAINES)	441	177	264
BERWYN NORTH SCHOOL DISTRICT 98	361	97	264
LYONS TOWNSHIP HIGH SCHOOL DISTRICT 204	554	297	257
BREMEN COMMUNITY HIGH SCHOOL DISTRICT 228 (MIDLOTHIAN)	583	328	255
GLENVIEW PARK DISTRICT	315	70	245
EVERGREEN PARK SCHOOL DISTRICT 124	320	76	244

# Taxing Agencies With More Employees Than Retirees

Agency Name	Total Agency Employees	Total Pension Beneficiaries	Difference
RIDGELAND SCHOOL DISTRICT 122 (OAK LAWN)	271	77	194
WINNETKA PUBLIC SCHOOL DISTRICT 36	311	119	192
VILLAGE OF CRESTWOOD	192	4	188
LA GRANGE SCHOOL DISTRICT 105	260	73	187
NORRIDGE PARK DISTRICT	208	24	184
VILLAGE OF BARTLETT	203	22	181
RIVERSIDE PUBLIC SCHOOL DISTRICT 96	243	63	180

# Taxing Agencies With More Employees Than Retirees

Agency Name	Total Agency Employees	Total Pension Beneficiaries	Difference
REAVIS HIGH SCHOOL DISTRICT 220 (BURBANK)	250	82	168
MOUNT PROSPECT PUBLIC SCHOOL DISTRICT 57	273	108	165
TOWN OF CICERO	612	449	163
NORTHBROOK SCHOOL DISTRICT 28	330	169	161
ALSIP, HAZELGREEN AND OAK LAWN SCHOOL DISTRICT 126	225	68	157
SCHOOL DISTRICT 69 (SKOKIE/MORTON GROVE)	217	61	156
FOREST PARK SCHOOL DISTRICT 91	190	36	154



# Taxing Agencies With More Employees Than Retirees

Agency Name	Total Agency Employees	Total Pension Beneficiaries	Difference
FOREST PARK PARK DISTRICT	156	4	152
FRANKFORT SCHOOL DISTRICT 157-C	418	270	148
CHICAGO RIDGE SCHOOL DISTRICT 127 1/2	183	37	146
PALOS SCHOOL DISTRICT 118 (PALOS PARK)	255	110	145
SCHILLER PARK SCHOOL DISTRICT 81	189	48	141
RIVER FOREST SCHOOL DISTRICT 90	197	57	140
PALATINE PARK DISTRICT	216	77	139

# Taxing Agencies With More Employees Than Retirees

Agency Name	Total Agency Employees	Total Pension Beneficiaries	Difference
ARGO COMMUNITY HIGH SCHOOL DISTRICT 217 (SUMMIT)	205	67	138
NORTHBROOK SCHOOL DISTRICT 27	205	73	132
COMMUNITY CONSOLIDATED SCHOOL DISTRICT 21 (WHEELING)	799	668	131
SKOKIE SCHOOL DISTRICT 68	288	159	129
CALUMET CITY SCHOOL DISTRICT 155	165	38	127
OAK LAWN PARK DISTRICT	157	31	126
VILLAGE OF RIVER GROVE	145	20	125

# Taxing Agencies With More Employees Than Retirees

Agency Name	Total Agency Employees	Total Pension Beneficiaries	Difference
HARVEY PUBLIC SCHOOL DISTRICT 152	352	229	123
ELMHURST PARK DISTRICT	197	74	123
WESTERN SPRINGS SCHOOL DISTRICT 101	189	69	120
RIVER TRAILS ELEMENTARY SCHOOL DISTRICT 26 (MOUNT PROSPECT)	220	101	119
SKOKIE SCHOOL DISTRICT 73 1/2	175	56	119
PROSPECT HEIGHTS SCHOOL DISTRICT 23	183	65	118
WILMETTE PARK DISTRICT	216	99	117

# Taxing Agencies With More Employees Than Retirees

Agency Name	Total Agency Employees	Total Pension Beneficiaries	Difference
COMMUNITY UNIT SCHOOL DISTRICT 300 (CARPENTERSVILLE)	2,131	2,015	116
VILLAGE OF CALUMET PARK	168	52	116
CHICAGO PARK DISTRICT	2,991	2,876	115
NORTHBROOK/GLENVIEW SCHOOL DISTRICT 30	186	71	115
MEMORIAL PARK DISTRICT BELLWOOD	152	37	115
VETERANS PARK DISTRICT MELROSE PARK	160	46	114
ELEMENTARY SCHOOL DISTRICT 159 (MATTESON)	298	185	113

# Taxing Agencies With More Employees Than Retirees

Agency Name	Total Agency Employees	Total Pension Beneficiaries	Difference
GLENCOE SCHOOL DISTRICT 35	197	84	113
BROOKFIELD - LA GRANGE PARK SCHOOL DISTRICT 95	150	39	111
LA GRANGE SCHOOL DISTRICT 102	265	155	110
PALOS HEIGHTS SCHOOL DISTRICT 128	141	32	109
NORTH PALOS SCHOOL DISTRICT 117	375	267	108
VILLAGE OF NILES	227	122	105
OAK LAWN COMMUNITY HIGH SCHOOL DISTRICT 229	189	84	105

# Taxing Agencies With More Employees Than Retirees

Agency Name	Total Agency Employees	Total Pension Beneficiaries	Difference
OAK BROOK PARK DISTRICT	123	18	105
OAK FOREST PARK DISTRICT	124	22	102
PLEASANTDALE SCHOOL DISTRICT 107 (BURR RIDGE/LAGRANGE)	121	19	102
WEST NORTHFIELD SCHOOL DISTRICT 31 (NORTHBROOK)	150	52	98
LAGRANGE HIGHLANDS SCHOOL DISTRICT 106	136	39	97
BUFFALO GROVE PARK DIST	120	26	94
MATTESON SCHOOL DISTRICT 162	339	246	93

# Taxing Agencies With More Employees Than Retirees

Agency Name	Total Agency Employees	Total Pension Beneficiaries	Difference
LANSING SCHOOL DISTRICT 158	266	175	91
ORLAND FIRE PROTECT.DIST.	158	67	91
COMMUNITY CONSOLIDATED SCHOOL DISTRICT 180 (BURR RIDGE)	129	40	89
FRANKLIN PARK SCHOOL DISTRICT 84	164	76	88
WESTCHESTER SCHOOL DISTRICT 92 1/2	140	53	87
VILLAGE OF RIVERDALE	137	50	87
LINCOLN SCHOOL DISTRICT 156 (CALUMET CITY)	107	20	87

# Taxing Agencies With More Employees Than Retirees

Agency Name	Total Agency Employees	Total Pension Beneficiaries	Difference
VILLAGE OF SKOKIE	505	419	86
VILLAGE OF MATTESON	140	56	84
CITY OF MARKHAM	105	21	84
KENILWORTH SCHOOL DISTRICT 38	98	14	84
RIVERSIDE BROOKFIELD HIGH SCHOOL DISTRICT 208	154	71	83
AVOCA SCHOOL DISTRICT 37 (GLENVIEW/WILMETTE)	133	51	82
HOMWOOD FLOSSMOOR PARK DISTRICT	146	65	81



# Taxing Agencies With More Employees Than Retirees

Agency Name	Total Agency Employees	Total Pension Beneficiaries	Difference
NORTHBROOK PARK DISTRICT	177	99	78
NORRIDGE SCHOOL DISTRICT 80	114	36	78
MORTON GROVE SCHOOL DISTRICT 70	105	27	78
WHEELING PARK DISTRICT	130	54	76
CHICAGO RIDGE PARK DIST	83	7	76
CITY OF HOMETOWN	78	2	76
VILLAGE OF SCHILLER PARK	150	75	75

# Taxing Agencies With More Employees Than Retirees

Agency Name	Total Agency Employees	Total Pension Beneficiaries	Difference
UNION RIDGE SCHOOL DISTRICT 86 (HARWOOD HTS)	89	16	73
VILLAGE OF MELROSE PARK	311	239	72
VILLAGE OF STICKNEY	97	27	70
VILLAGE OF BUFFALO GROVE	238	169	69
VILLAGE OF SAUK VILLAGE	94	25	69
VILLAGE OF ELMWOOD PARK	314	246	68
KOMAREK SCHOOL DISTRICT 94 (NORTH RIVERSIDE)	82	14	68

# Taxing Agencies With More Employees Than Retirees

Agency Name	Total Agency Employees	Total Pension Beneficiaries	Difference
ATWOOD HEIGHTS SCHOOL DISTRICT 125 (ALSIP)	103	36	67
BARTLETT FIRE DISTRICT	74	9	65
VILLAGE OF HOFFMAN ESTATES	362	299	63
VILLAGE OF FOREST PARK	184	121	63
VILLAGE OF PALATINE	358	296	62
SUNSET RIDGE SCHOOL DISTRICT 29 (GLENVIEW)	100	40	60
EVERGREEN PARK COMMUNITY HIGH SCHOOL DISTRICT 231	94	36	58

# Taxing Agencies With More Employees Than Retirees

Agency Name	Total Agency Employees	Total Pension Beneficiaries	Difference
RIVER GROVE SCHOOL DISTRICT 85 1/2	81	24	57
CITY OF BERWYN	359	303	56
CITY OF COUNTRY CLUB HILLS	201	145	56
HILLSIDE SCHOOL DISTRICT 93	79	23	56
VILLAGE OF SOUTH HOLLAND	210	156	54
PALOS FIRE PROTECT. DIST.	59	7	52
LEMONT FIRE PROTECT. DIST.	65	14	51

# Taxing Agencies With More Employees Than Retirees

Agency Name	Total Agency Employees	Total Pension Beneficiaries	Difference
BARTLETT PUBLIC LIBRARY	52	1	51
VILLAGE OF HINSDALE	122	72	50
VILLAGE OF STONE PARK	65	15	50
RIVER FOREST PARK DIST	52	2	50
LINCOLNWOOD SCHOOL DISTRICT 74	157	108	49
VILLAGE OF DOLTON	178	130	48
VILLAGE OF MIDLOTHIAN	101	53	48

# Taxing Agencies With More Employees Than Retirees

Agency Name	Total Agency Employees	Total Pension Beneficiaries	Difference
FAIRVIEW SCHOOL DISTRICT 72 (SKOKIE)	94	47	47
TOWN OF LYONS	75	28	47
VILLAGE OF RICHTON PARK	168	122	46
VILLAGE OF ALSIP	151	105	46
VILLAGE OF FOREST VIEW	71	25	46
EAST PRAIRIE SCHOOL DISTRICT 73 (SKOKIE)	69	23	46
HOMEWOOD-FLOSSMOOR COMMUNITY HIGH SCHOOL DISTRICT 233	322	278	44

# Taxing Agencies With More Employees Than Retirees

Agency Name	Total Agency Employees	Total Pension Beneficiaries	Difference
FLOSSMOOR SCHOOL DISTRICT 161	312	270	42
CITY OF PALOS HILLS	64	22	42
LINDOP SCHOOL DISTRICT 92 (BROADVIEW)	59	17	42
PENNOYER SCHOOL DISTRICT 79 (NORRIDGE)	44	2	42
VILLAGE OF MORTON GROVE	157	116	41
WEST HARVEY-DIXMOOR PUBLIC SCHOOL DISTRICT 147	242	202	40
HOFFMAN ESTATES PARK DIST	71	31	40

# Taxing Agencies With More Employees Than Retirees

Agency Name	Total Agency Employees	Total Pension Beneficiaries	Difference
NILES SCHOOL DISTRICT 71	70	31	39
VILLAGE OF HODGKINS	64	25	39
CHICAGO HEIGHTS PARK DIST	56	17	39
VILLAGE OF HARWOOD HEIGHTS	56	17	39
MOKENA COMMUNITY PARK DIST	46	7	39
CITY OF PARK RIDGE	332	294	38
CENTRAL STICKNEY SCHOOL DISTRICT 110	46	8	38



# Taxing Agencies With More Employees Than Retirees

Agency Name	Total Agency Employees	Total Pension Beneficiaries	Difference
VILLAGE OF FRANKFORT	88	51	37
CITY OF COUNTRYSIDE	55	18	37
VILLAGE OF BURR RIDGE	53	17	36
BROADVIEW PARK DISTRICT	44	8	36
HANOVER PARK PARK DISTRICT	42	6	36
VILLAGE OF THORNTON	40	5	35
HOMEWOOD SCHOOL DISTRICT 153	330	296	34

# Taxing Agencies With More Employees Than Retirees

Agency Name	Total Agency Employees	Total Pension Beneficiaries	Difference
RIDGEWOOD COMMUNITY HIGH SCHOOL DISTRICT 234 (NORRIDGE)	92	58	34
LA GRANGE PARK DISTRICT	49	15	34
MOKENA FIRE PROTECT. DIST.	36	3	33
VILLAGE OF WHEELING	223	191	32
ROLLING MEADOWS PARK DIST	81	49	32
VILLAGE OF ORLAND HILLS	54	22	32
VILLAGE OF POSEN	35	3	32

# Taxing Agencies With More Employees Than Retirees

Agency Name	Total Agency Employees	Total Pension Beneficiaries	Difference
CITY OF HICKORY HILLS	87	56	31
TOWN OF HANOVER	61	30	31
TOWN OF LEYDEN	38	7	31
HAZEL CREST PARK DISTRICT	36	5	31
VILLAGE OF NORRIDGE	96	66	30
VILLAGE OF BURNHAM	37	7	30
CITY OF CALUMET CITY	323	294	29

# Taxing Agencies With More Employees Than Retirees

Agency Name	Total Agency Employees	Total Pension Beneficiaries	Difference
VILLAGE OF LYNWOOD	56	27	29
VILLAGE OF UNIVERSITY PARK	87	60	27
NORTHWEST HOMER FIRE PROTECT.DIST Lockport	29	2	27
VILLAGE OF HANOVER PARK	196	170	26
VILLAGE OF FRANKLIN PARK	145	119	26
VILLAGE OF EVERGREEN PARK	130	104	26
FRANKLIN PARK PARK DIST	57	31	26

# Taxing Agencies With More Employees Than Retirees

Agency Name	Total Agency Employees	Total Pension Beneficiaries	Difference
VILLAGE OF GLENWOOD	49	23	26
FRANKFORT PUBLIC LIBRARY DISTRICT	46	20	26
HODGKINS PARK DISTRICT	32	6	26
NORTH PALOS FIRE PROTECTION DISTRICT PALOS HILLS	32	6	26
OLYMPIA FIELDS PARK DIST	30	4	26
CITY OF NORTH LAKE	91	66	25
FRANKFORT PARK DISTRICT	35	10	25

# Taxing Agencies With More Employees Than Retirees

Agency Name	Total Agency Employees	Total Pension Beneficiaries	Difference
WINNETKA-NORTHFIELD PUBLIC LIBRARY DISTRICT	30	5	25
VILLAGE OF EAST HAZEL CREST	35	11	24
DUPAGE WATER COMMISSION Elmhurst	32	8	24
VILLAGE OF BEDFORD PARK	129	106	23
TOWN OF ORLAND	54	31	23
RIVER TRAILS PARK DIST PROSPECT HEIGHTS	43	20	23
BERWYN PARK DISTRICT	27	4	23

# Taxing Agencies With More Employees Than Retirees

Agency Name	Total Agency Employees	Total Pension Beneficiaries	Difference
GOLF SCHOOL DISTRICT 67 (MORTON GROVE)	63	42	21
RIDGEVILLE PARK DISTRICT	22	1	21
VILLAGE OF STREAMWOOD	182	162	20
VILLAGE OF HAZEL CREST	77	58	19
CLYDE PARK DISTRICT CICERO	40	21	19
ROSEMONT SCHOOL DISTRICT 78	38	19	19
VILLAGE OF STEGER	36	17	19

# Taxing Agencies With More Employees Than Retirees

Agency Name	Total Agency Employees	Total Pension Beneficiaries	Difference
CITY OF OAK FOREST	120	102	18
VILLAGE OF ROSELLE	118	100	18
VILLAGE OF CHICAGO RIDGE	103	85	18
VILLAGE OF BERKELEY	30	13	17
VILLAGE OF WILLOW SPRINGS	30	13	17
DOLTON SCHOOL DISTRICT 149	242	226	16
BEDFORD PARK PARK DISTRICT	27	11	16



# Taxing Agencies With More Employees Than Retirees

Agency Name	Total Agency Employees	Total Pension Beneficiaries	Difference
SUMMIT PARK DISTRICT	19	3	16
VILLAGE OF WORTH	74	60	14
VILLAGE OF SOUTH CHICAGO HEIGHTS	48	34	14
VILLAGE OF OLYMPIA FIELDS	40	26	14
PALOS HTS.FIRE PROT. DIST.	24	10	14
PALATINE RURAL FIRE PROTECTION DISTRICT	20	6	14
PROSPECT HEIGHTS FIRE PROTECTION DISTRICT	15	1	14

# Taxing Agencies With More Employees Than Retirees

Agency Name	Total Agency Employees	Total Pension Beneficiaries	Difference
TOWN OF RIVERSIDE	14	1	13
VILLAGE OF NORTHBROOK	272	260	12
COMMUNITY CONSOLIDATED SCHOOL DISTRICT 168 (SAUK VILLAGE)	206	194	12
BARRINGTON LIBRARY DIST	93	81	12
VILLAGE OF JUSTICE	40	28	12
BLUE ISLAND PARK DISTRICT	23	12	11
VILLAGE OF LINCOLNWOOD	102	92	10

# Taxing Agencies With More Employees Than Retirees

Agency Name	Total Agency Employees	Total Pension Beneficiaries	Difference
BURHMAN SCHOOL DISTRICT 154 1/2	27	17	10
EISENHOWER PUBLIC LIBRARY DIST HARWOOD HEIGHTS	23	13	10
VILLAGE OF SUMMIT	75	66	9
VILLAGE OF LA GRANGE PARK	61	52	9
ROBERTS PARK FIRE PROTECTION DISTRICT (HICKORY HILLS/JUSTICE)	40	31	9
WORTH PUBLIC LIBRARY DIST	16	7	9
VILLAGE OF FORD HEIGHTS	15	6	9

# Taxing Agencies With More Employees Than Retirees

Agency Name	Total Agency Employees	Total Pension Beneficiaries	Difference
MC COOK PARK DISTRICT	12	4	8
DES.PL.VALL.MOSQUITO DIST Lyons	10	2	8
DUNDEE TOWNSHIP PARK DISTRICT	71	64	7
HOMEWOOD PUBLIC LIBRARY	40	33	7
TINLEY PARK PARK DISTRICT	30	23	7
PRAIRIE TRAILS PUBLIC LIBRARY DISTRICT BURBANK	24	17	7
LA GRANGE PARK PUBLIC LIBRARY DIST	17	10	7

# Taxing Agencies With More Employees Than Retirees

Agency Name	Total Agency Employees	Total Pension Beneficiaries	Difference
GAIL BORDEN LIBRARY DIST (ELGIN)	80	74	6
TOWN OF OAK PARK	39	33	6
CRESTWOOD LIBRARY DISTRICT	10	4	6
NORTH BERWYN PARK DIST	8	2	6
ACORN PUBLIC LIBRARY DIST OAK FOREST	27	22	5
BEDFORD PARK PUBLIC LIBRARY DIST	18	13	5
BRIDGEVIEW PARK DISTRICT	12	7	5

# Taxing Agencies With More Employees Than Retirees

Agency Name	Total Agency Employees	Total Pension Beneficiaries	Difference
COMMUNITY CONSOLIDATED SCHOOL DISTRICT 146 (TINLEY PARK)	393	389	4
TOWN OF MAINE	33	29	4
HODGKINS PUBLIC LIBRARY DISTRICT	10	6	4
MIDLOTHIAN SCHOOL DISTRICT 143	208	205	3
CITY OF PROSPECT HEIGHTS	49	46	3
TOWN OF SCHAUMBURG	49	46	3
GREEN HILLS LIBRARY DIST (PALOS HILLS)	18	15	3

# Taxing Agencies With More Employees Than Retirees

Agency Name	Total Agency Employees	Total Pension Beneficiaries	Difference
NORTHWEST MOSQUITO ABATEMENT DISTRICT WHEELING	12	9	3
NORTH SHORE MOSQUITO ABATEMENT DISTRICT NORTHFIELD	8	5	3
WORTH PARK DISTRICT	8	5	3
TOWN OF NORWOOD PARK	7	4	3
VILLAGE OF FLOSSMOOR	71	69	2
ALSIP PARK DISTRICT	20	18	2
CALUMET MEMORIAL PARK DIST	18	16	2

# Taxing Agencies With More Employees Than Retirees

Agency Name	Total Agency Employees	Total Pension Beneficiaries	Difference
LEYDEN FIRE PROTECTION DISTRICT FRANKLIN PARK	15	13	2
HICKORY HILLS PARK DIST	9	7	2
WESTERN SPRINGS PARK DISTRICT	5	3	2
VILLAGE OF ELK GROVE	324	323	1
VILLAGE OF MAYWOOD	152	151	1
PLEASANTVIEW FIRE DIST (La Grange Highlands, Burr Ridge, Hodgkins)	49	48	1
NORTH LAKE FIRE PROTECTION DISTRICT	19	18	1



# Taxing Agencies With More Employees Than Retirees

Agency Name	Total Agency Employees	Total Pension Beneficiaries	Difference
BENSENVILLE COMMUNITY PUBLIC LIBRARY	18	17	1
TOWN OF NILES	16	15	1
GOLF MAINE PARK DISTRICT NILES	15	14	1
TOWN OF NORTHFIELD	15	14	1
BROADVIEW PUBLIC LIBRARY DIST	12	11	1
PARK DIST OF LA GRANGE PARK	9	8	1
MAYWOOD PUBLIC LIBRARY	4	3	1

DISCLAIMER: The Cook County Treasurer's Office (CCTO) does not guarantee the accuracy or completeness of any of the information contained in this report. The information contained in this report comes from many sources, none of which are in the control of the Cook County Treasurer's Office. As such, it is the user's responsibility to evaluate the content and usefulness of the information. The information is provided "as is." CCTO makes no warranty of any kind, express or implied, including the warranty of merchantability and fitness for a particular purpose and freedom from contamination from computer viruses, and assumes no liability or responsibility for the accuracy, completeness, legality, reliability or usefulness of such information or for any omissions from the information. CCTO assumes no liability for any damages incurred, whether directly or indirectly, actual, incidental, punitive or consequential, as a result of any errors, omissions or discrepancies in any information set forth in this report or any use of such report. CCTO is not liable for any improper or incorrect use of the information in this report and assumes no liability for anyone's use of such information.



**MARIA PAPPAS**  
**COOK COUNTY TREASURER**